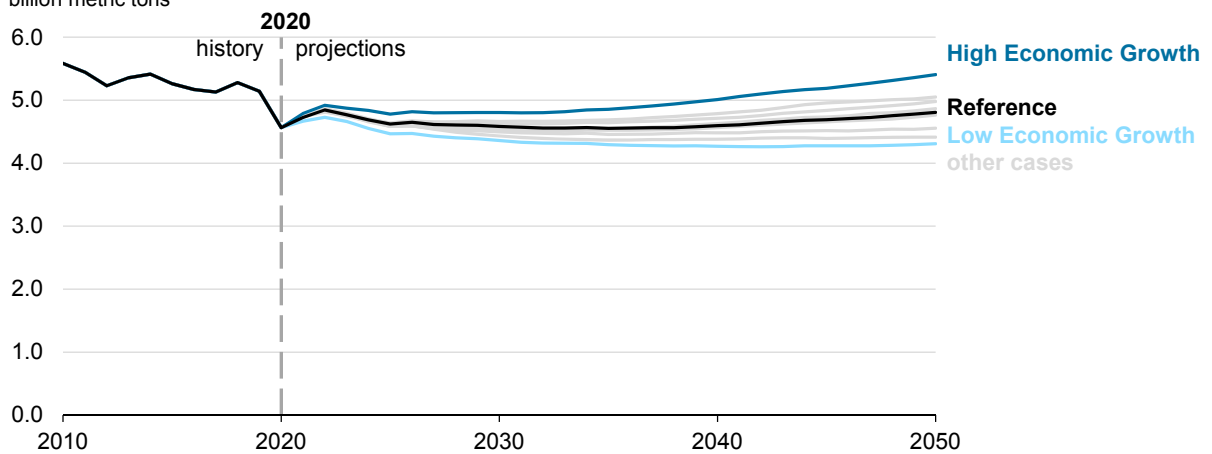


Emissions



Carbon dioxide emissions based on macroeconomic growth assumptions

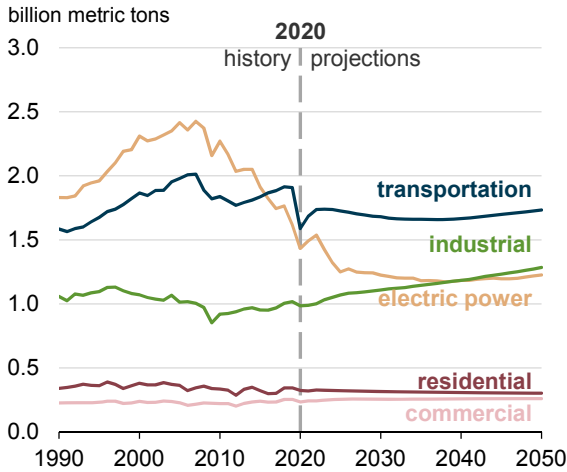
U.S. energy-related carbon dioxide emissions
AEO2021 economic growth cases
billion metric tons



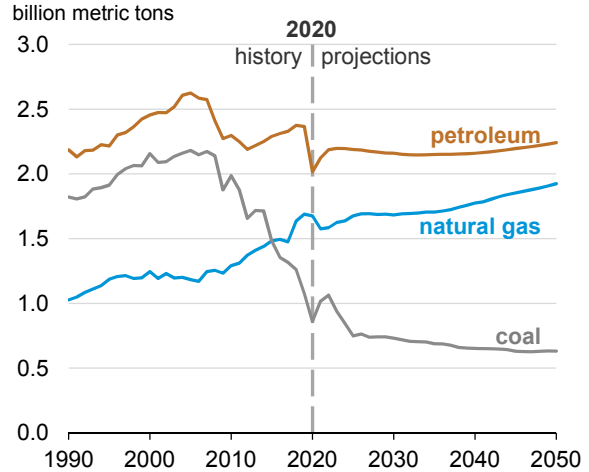


Energy-related carbon dioxide (CO₂) emissions by sector and fuel source

Energy-related carbon dioxide emissions by sector
AEO2021 Reference case



Energy-related carbon dioxide emissions by fuel
AEO2021 Reference case



Source: U.S. Energy Information Administration, *Annual Energy Outlook 2021* (AEO2021)

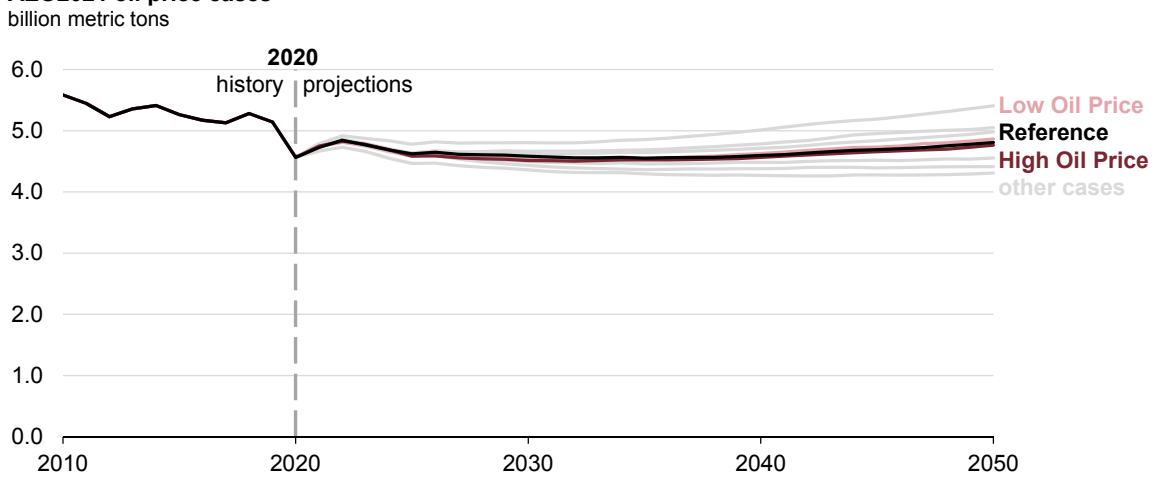
www.eia.gov/aeo

3



Energy-related carbon dioxide emissions based on oil price assumptions

U.S. energy-related carbon dioxide emissions
AEO2021 oil price cases



Source: U.S. Energy Information Administration, *Annual Energy Outlook 2021* (AEO2021)

www.eia.gov/aeo

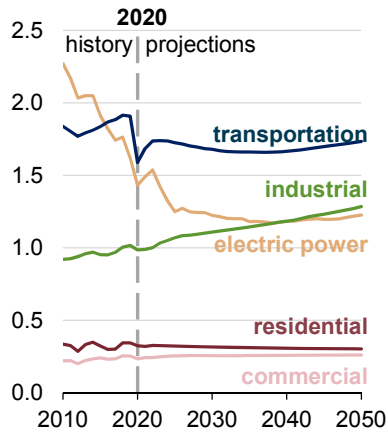
4



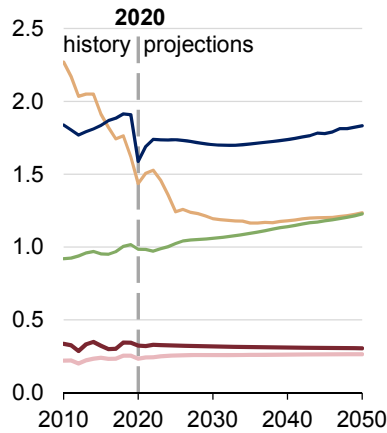
Energy-related carbon dioxide emissions by sector based on oil price assumptions

Carbon dioxide emissions by sector, AEO2021 oil price cases

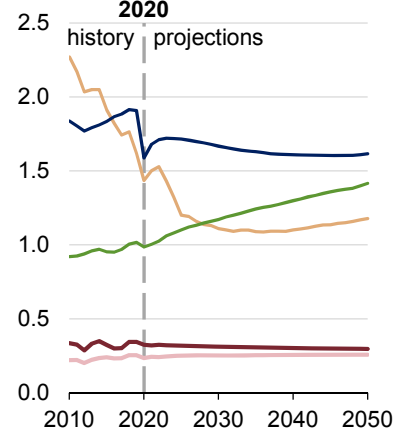
Reference case
billion metric tons



Low Oil Price case
billion metric tons



High Oil Price case
billion metric tons



Source: U.S. Energy Information Administration, *Annual Energy Outlook 2021* (AEO2021)

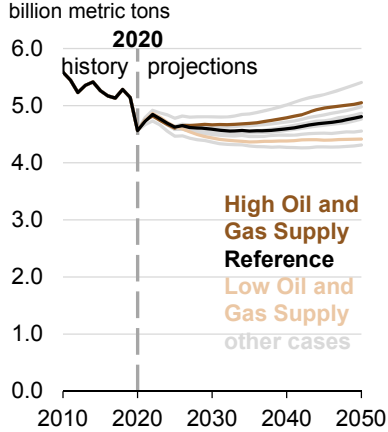
www.eia.gov/aeo



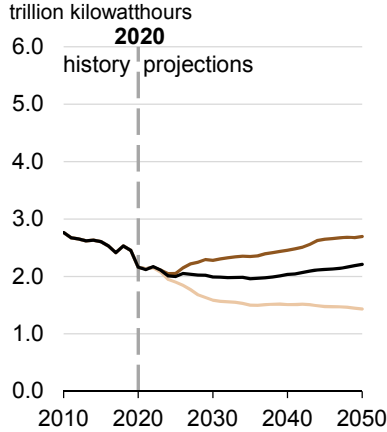
Generation and energy-related carbon dioxide emissions based on oil and natural gas supply assumptions

Generation and carbon dioxide emissions by sector, AEO2021 oil and gas supply cases

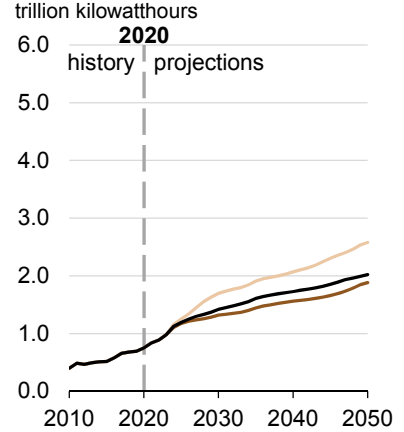
U.S. energy-related carbon dioxide emissions
billion metric tons



Fossil fuel-fired electric power generation
trillion kilowatt-hours



Renewable electric power generation
trillion kilowatt-hours



Source: U.S. Energy Information Administration, *Annual Energy Outlook 2021* (AEO2021)

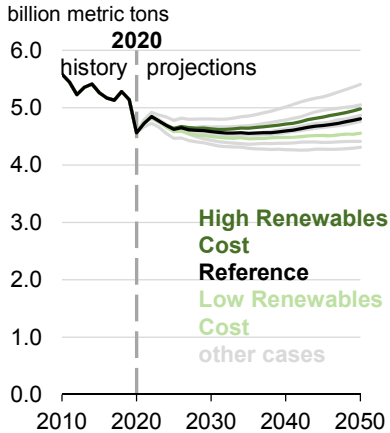
www.eia.gov/aeo



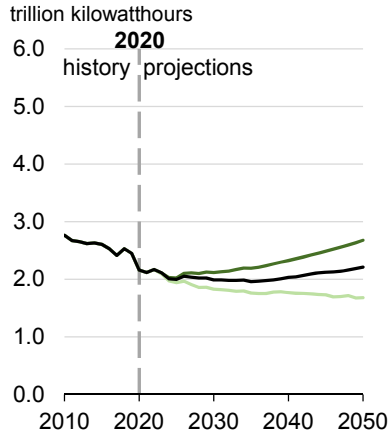
Generation and energy-related carbon dioxide emissions based on renewable cost assumptions

Generation and carbon dioxide emissions by sector, AEO2021 renewables cost cases

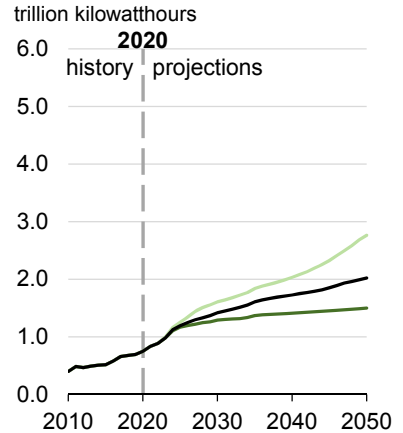
U.S. energy-related carbon dioxide emissions



Fossil fuel-fired electric power generation



Renewable electric power generation



Source: U.S. Energy Information Administration, *Annual Energy Outlook 2021 (AEO2021)*

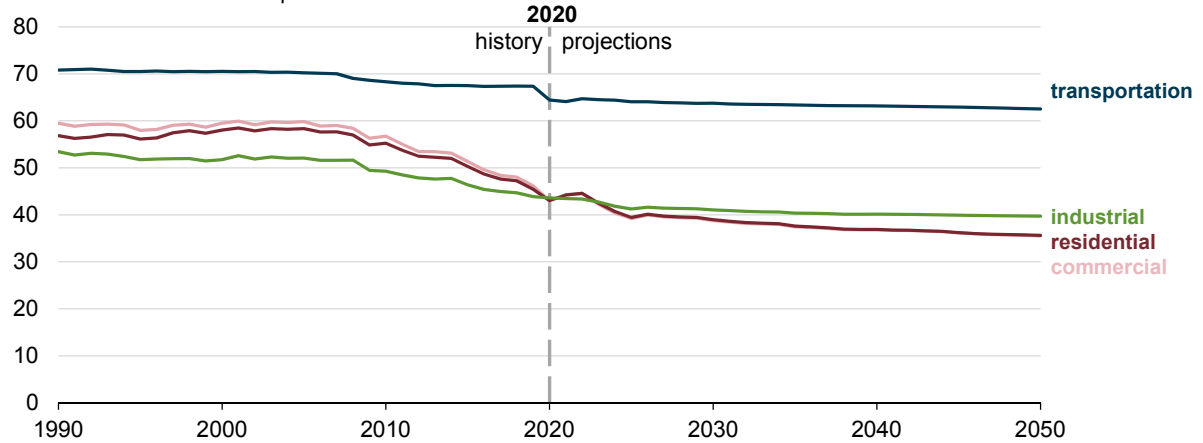
www.eia.gov/aeo



Carbon dioxide intensity by sector

Carbon intensity by end-use sector AEO2021 Reference case

metric tons of carbon dioxide per billion British thermal units



Note: Each end-use sector takes into account carbon intensity of electric power.



Source: U.S. Energy Information Administration, *Annual Energy Outlook 2021 (AEO2021)*

www.eia.gov/aeo